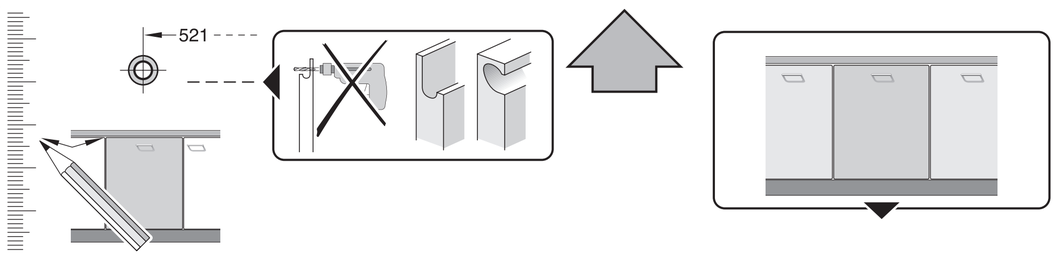

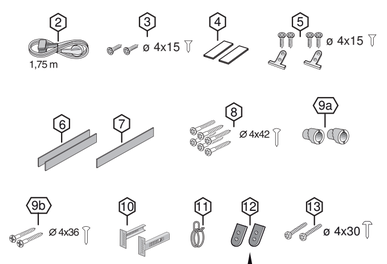

de Montageanleitung
*) über Kundendienst erhältlich

en Installation instructions
*) Available from customer service

fr Notice de montage
*) Disponible par le biais du service après-vente

nl Montagevoorschrift
*) Tegen meerprijs bij de Servicedienst verkrijgbaar

it Istruzioni per il montaggio
*) Disponibili presso il servizio assistenza clienti

es Instrucciones de montaje *) Se puede adquirir a través del Servicio de Asistencia Técnica Oficial de la marca

pt Instruções de montagem
*) Pode ser adquirido nos nossos Serviços Técnicos

el Οδηγίες τοποθέτησης
*) Διατίθενται από την υπηρεσία τεχνικής εξυπηρέτησης πελατών

tr Montaj kılavuzu
*) Yetkili servis üzerinden alınabilir

sv Monteringsanvisning
*) kan fås via Service

no Monteringsanvisning
*) fåes hos kundeservice

da Monteringsvejledning
*) Kan købes hos serviceafdelingen

fi Asennusohje
*) Saatavissa huoltopalvelusta

cs Montážní návod
*) K dispozici přes servisní službu

sk Návod na montáž
*) Dostanete v službe zákazníkom

pl Instrukcja montażu
*) Do uzyskania w punkcie serwisowym

hu Szerelési utasítás
*) A vevőszolgálaton keresztül kapható:

ro Instrucţiune de montaj
*) obtenabilă la serviciul pentru clienţi

hr Uputa za montažu
*) može dobiti kod službe održavanja

sr Uputstvo za montažu
*) Može se nabaviti preko servisne službe

sl Navodilo za montažo
*) Lahko nabavite v servisni službi

mk Упатство за монтажа
*) се добива преку службата за купувачи

sq Udhëzues për montim
*) Sigurohet nëpërmjet servisit

et Monteerimisjuhend
*) küsige klienditeeninduselt

lt Montavimo instrukcija
*) Ją galima gauti klientų aptarnavimo servise

lv Montāžas pamācība
*) Var saņemt servisa dienestā

ru Инструкция по монтажу
*) Можно получить в сервисном центре

uk Інструкція з монтажу
*) Можна отримати через сервісну службу

kk Іске қосу туралы нұсқаулар!
*) Сервис қызмет көрсету орталығында алуына жатады

az Quraşdırma təlimatları
*) Müştəri xidmətlərindən əldə oluna bilər

uz O'rnatish yo'riqnomasi
*) mijozlarga xizmat ko'rsatish markazida mavjud

ka მონტაჟის ინსტრუქცია
*) ხელმისაწვდომი კლიენტთა სამსახურში

bg Ръководство за монтаж
*) предоставя се от служба за обслужване на клиенти

fa راهنمای مونتاژ
*) از مرکز خدمات پس از فروش تهیه فرمائید

ar تعليمات التركيب
*) يمكن طلبها من مراكز خدمة العملاء

id Intruksi Pemasangan
*) bisa didapatkan melalui Customer Service

th สามารถสั่งซื้อคู่มือการติดตั้ง
*) ผ่านฝ่ายบริการลูกค้า

ko 설치 설명서
고객서비스 센터에서 구입 가능

zh 安装说明书
*) 可向售后服务站索取。

zh-tw 安裝說明書
*) 可向售後服務站索取

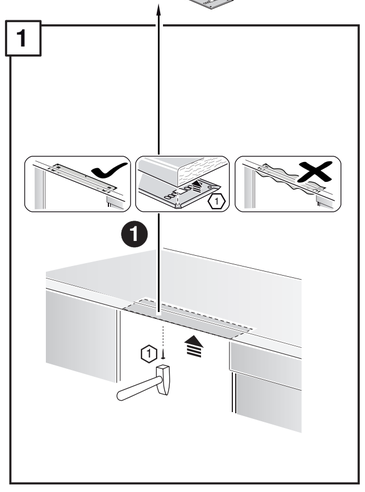

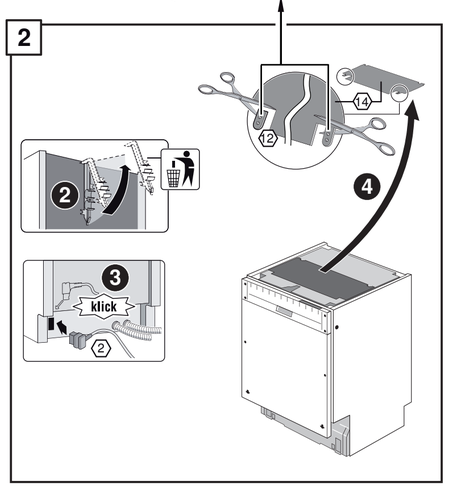

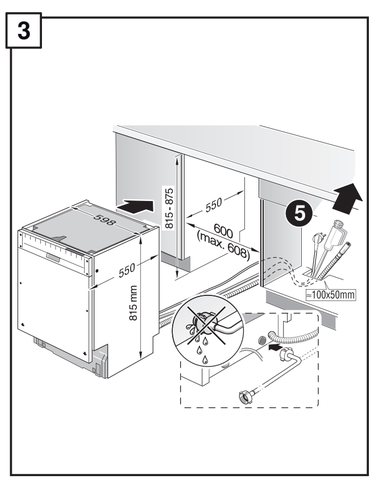

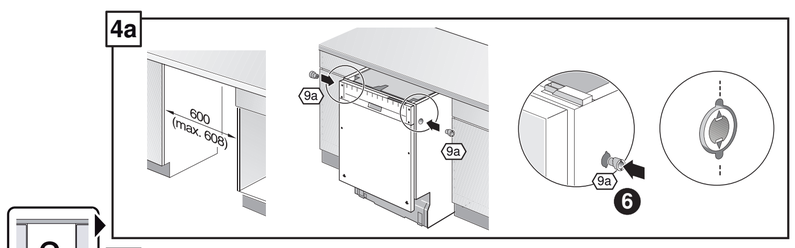

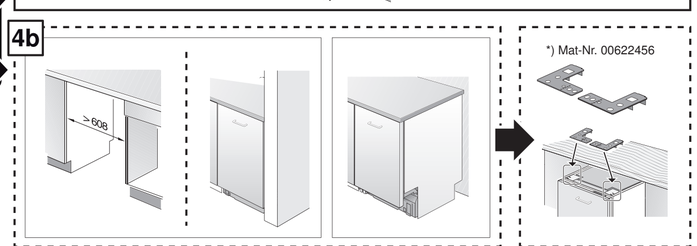

GV 640 Voll-I - 81,5 cm - m. 9001 800 979 (0210) GS - 39 db

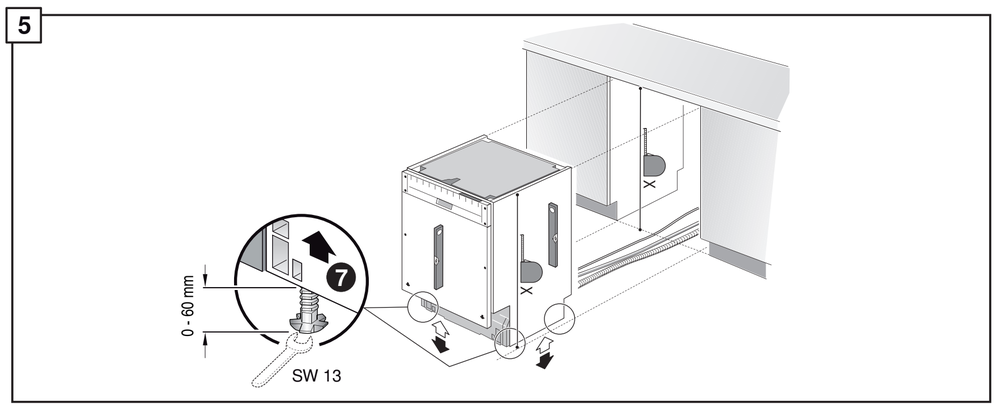

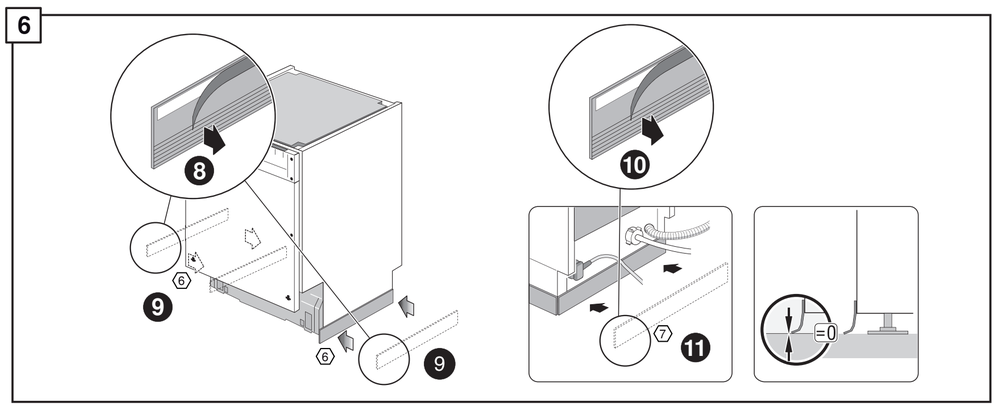

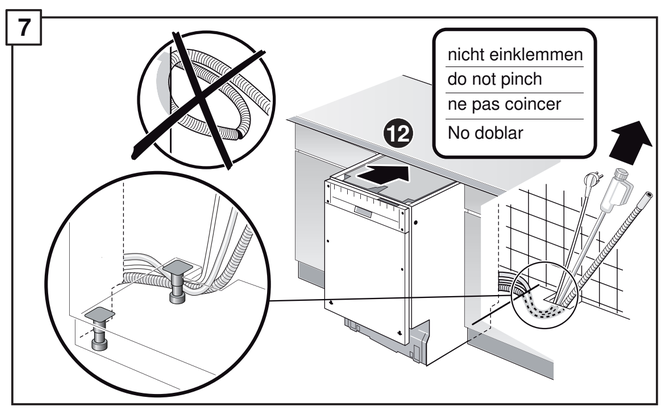

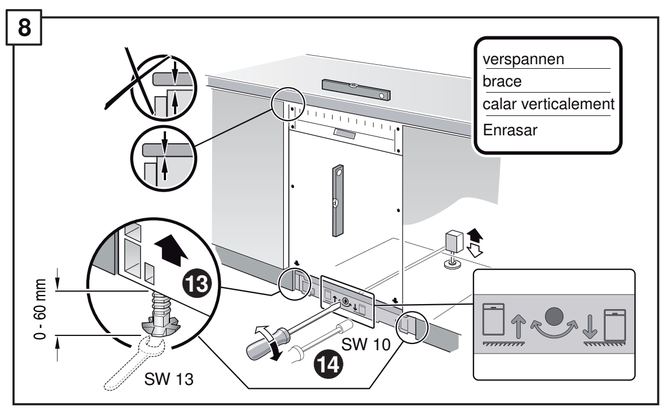

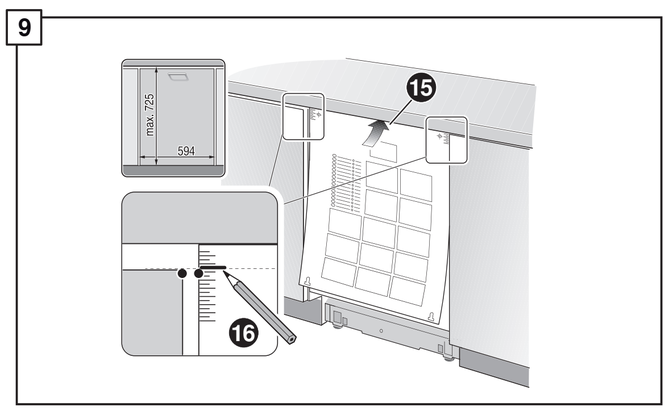

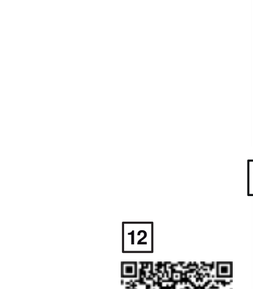

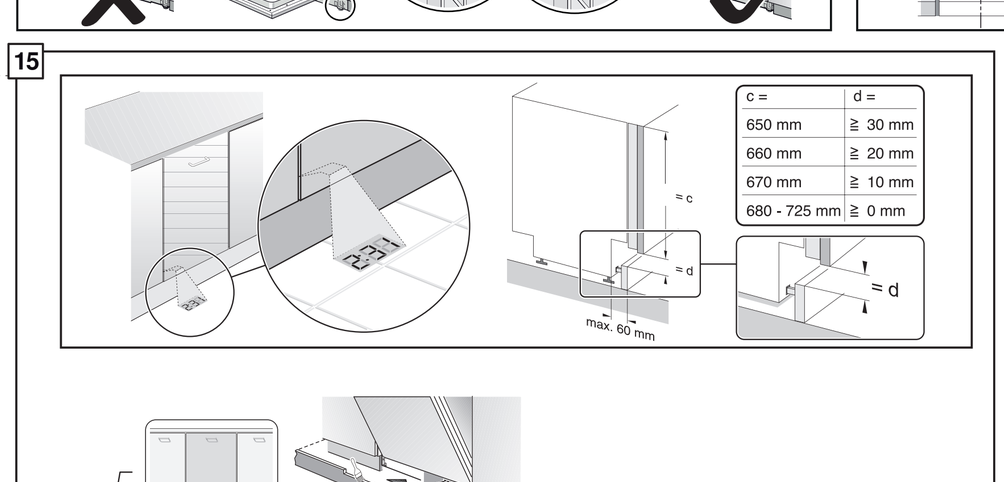

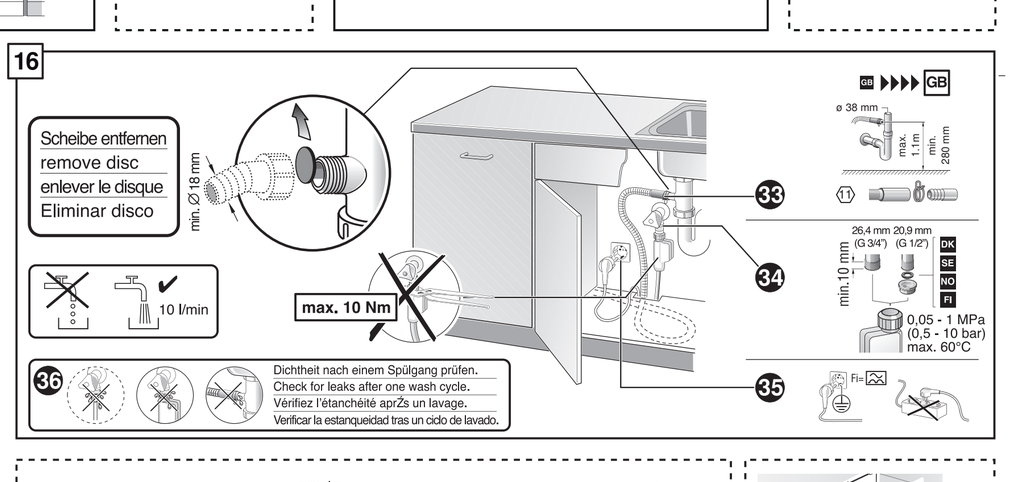

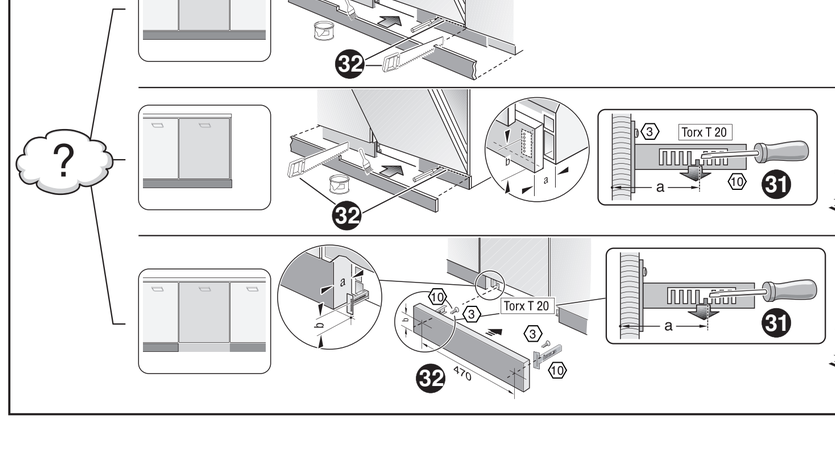

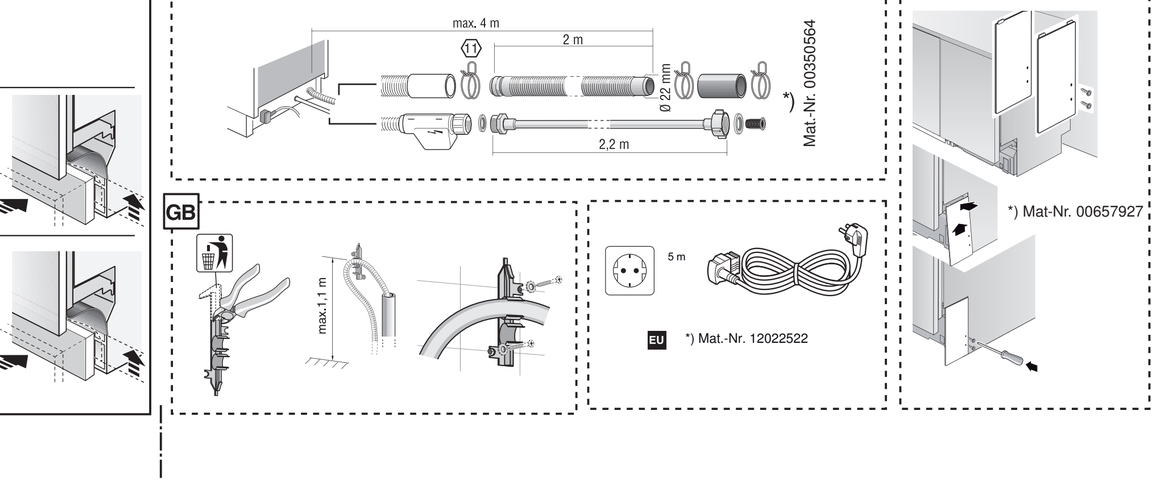

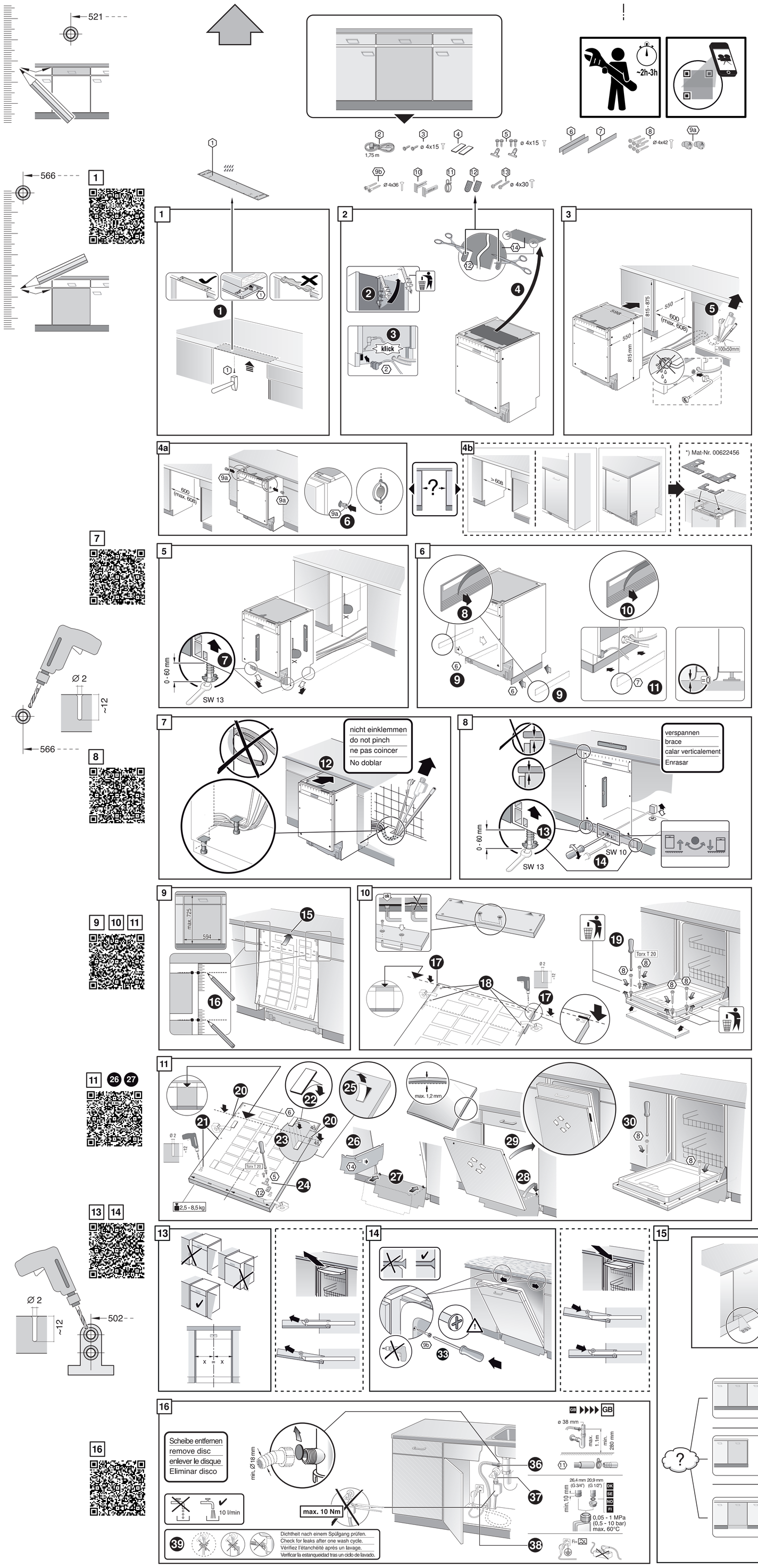
521
566
502
~2h-3h
1,75 m
ø 4x15
ø 4x42
ø 4x36
ø 4x30
klick
815 - 875
550
600 (max. 608)
815 mm
100x50mm
≥ 608
*) Mat-Nr. 00622456
0 - 60 mm
SW 13
SW 10
nicht einklemmen
do not pinch
ne pas coincer
No doblar
verspannen
brace
calar verticalement
Enrasar
max. 725
594
Torx T 20
2,5 - 8,5 kg
max. 1,2 mm
min. 70 mm
max. 120 mm
einstellen
adjust
régler
ajustar
>120 mm
c =
d =
650 mm ≥ 30 mm
660 mm ≥ 20 mm
670 mm ≥ 10 mm
680 - 725 mm ≥ 0 mm
max. 60 m
Scheibe entfernen
remove disc
enlever le disque
Eliminar disco
min. Ø 18 mm
max. 10 Nm
10 l/min
ø 38 mm
max. 1,1 m
min. 280 mm
26,4 mm (G 3/4")
20,9 mm (G 1/2")
min. 10 mm
0,05 - 1 MPa
(0,5 - 10 bar)
max. 60°C
Dichtheit nach einem Spülgang prüfen.
Check for leaks after one wash cycle.
Vérifiez l'étanchéité après un lavage.
Verificar la estanqueidad tras un ciclo de lavado.
max. 4 m
2 m
2,2 m
Ø 22 mm
*) Mat.-Nr. 00350564
5 m
EU
*) Mat.-Nr. 12022522
*) Mat-Nr. 00657927